



Product Specification [产品规格书]:	ISSUED BY:	PS-2018-01
Subject [主题]: 2.00mm Pitch 2018 Series Connector Specification	Date Issued	2018/08/25
	Date Revised	2020/7/15
	Version	B

This specification is referred to the 2.00mm series wire to board connector

索引【INDEX】

1. 适用范围【Scope】
2. 规格与料号【Spec and Part number】
3. 材质与表面处理【Disposal of Material and surface】
4. 额定等级【Ratings and applicable wires】
5. 性能【Performance】
 - 5-1. 电气的性能【Electrical Performance.】
 - 5-2. 机械的性能【Mechanical Performance】
 - 5-3. 环境性能及其它【Environmental Performance and Others】



Product Specification [产品规格书]:	ISSUED BY:	PS-2018-01
Subject [主题]: 2.00mm Pitch 2018 Series Connector Specification	Date Issued	2018/08/25
	Date Revised	2020/7/15
	Version	B

【1.适用范围 Scope】

此种规格包括 2.00mm Pitch 2018 Series 连接器规格说明.

This Specification Covers the 2.00mm Pitch 2018 Series Connector Specification.

【2.规格与料号 Spec and Part number】

规格内容 Specification	产品料号 Production No.	产品图示 Picture of Product
针座/Wafer	2018WV-XX-XXXX	NONE

【3.材质与表面处理 Disposal of Material and surface】

规格内容 Specification	材质 Materials	表面处理 Disposal of Surface
针座/Wafer	Base	High Temperature Plastic
	PIN	UL 94V-0
	黄铜/Brass	Over Tin 100μ" Plated ; Over 50μ" Nickel

(上述参数请以工程图为准/Please Refer to the Project drawing for the above Specification)

【4. 额定等级 Ratings and applicable wires】

项目【Item】	规格【Standard】	
额定电压 Rated Voltage (Max.)	250V	[AC/DC]
额定电流 Rated Current (Max.)	3A	
使用温度范围 Ambient temperature Range	-25°C~+85°C	

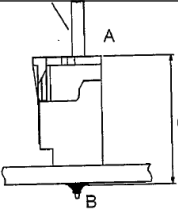
【 *升温时含端子.Including terminal temperature rise. 】



Product Specification [产品规格书]:	ISSUED BY:	PS-2018-01
Subject [主题]: 2.00mm Pitch 2018 Series Connector Specification	Date Issued	2018/08/25
	Date Revised	2020/7/15
	Version	B

【5.性能 PERFORMANCE】

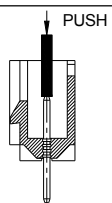
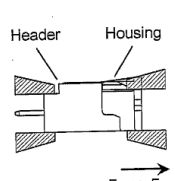
5-1. 电气的性能 Electrical Performance.

项 目 【Item】	条 件 【Test Condition】	规 格 【Requirement】
5-1-1 接触阻抗 Contact Resistance	公母配合,开放电压 20mV 以下,电流 10mA 检测连接器 A~B 区. Mate connectors, measure by dry circuit, 20mV MAX, 10mA. (Based upon EIA-364-06A). 	Initial: 10 milliohms Max. After Test: 20 milliohms Max.
5-1-2 绝缘阻抗 Insulation Resistance	公母配合,在相邻端子,端子与地片之间,使用 500V 的直流电,检测连接器. Mate connectors, apply 500V DC between adjacent terminal or ground. (Based upon EIA-364-21B / MIL-STD-202 Method 302 Cond.B)	1000 Megohms Min.
5-1-3 耐电压 Dielectric Strength	公母配合,在相邻端子,端子与地片之间,使用 800V 的交流电 1 分钟,检测连接器. Mate connectors, apply 800V AC for 1 minute between adjacent terminal or ground. (Based upon EIA-364-20A / MIL-STD-202 Method 301)	外观无损伤, 无跳火 No Breakdown and Flashover



Product Specification [产品规格书]:	ISSUED BY:	PS-2018-01
	Date Issued	2018/08/25
	Date Revised	2020/7/15
	Version	B
Subject [主题]: 2.00mm Pitch 2018 Series Connector Specification		

5-2. 机械的性能 Mechanical Performance.

项目 【Item】	条件 【Test Condition】	规格 【Requirement】
5-2-1 Pin 针保持力 Pin Retention Force	以每分 25.4±3mm 的速率,将 PIN 针从 Wafer 内轴向拔出的力量。 Apply axial push force at the speed rate of 25.4±3mm/minute. 	6.86N {0.7kgf} min.
5-2-2 Lock 保持力 Lock Retention Force	将 Housing 与 Wafer 匹配后,将 Housing 从 Wafer 内轴向拔出的力量,看其卡扣的承受力量 A housing and a header shall be mated, Pulling load shall be applied them, the load to make them come off each other shall be measured 	9.8N {1.0kgf} min.

5-3. 环境性能及其它 Environmental Performance and Others.

5-3-1	耐热性 Heat Resistance	85±2℃,96 hours. (Based upon MIL-STD-202 Method 108A Cond.A)	外观 Appearance	无异状 No Damage
			接触阻抗 Contact Resistance	20 milliohms Max.
5-3-2	耐寒性 Cold Resistance	-25±5℃,96 hours. (Based upon EIA-364-105)	外观 Appearance	无异状 No Damage
			接触阻抗 Contact Resistance	20 milliohms Max.
5-3-3	耐湿性 Humidity	温度: 40±2℃ 湿度: 90~95%(RH) 持续时间: 96 hours Temperature:40±2℃ Relative Humidity: 90~95% Duration: 96 hours (Based upon EIA-364-31A/MIL-STD-202 Method 103B Cond.B)	外观 Appearance	无异状 No Damage
			接触阻抗 Contact Resistance	20 milliohms Max.



Product Specification [产品规格书]:	ISSUED BY:	PS-2018-01
Subject [主题]: 2.00mm Pitch 2018 Series Connector Specification	Date Issued	2018/08/25
	Date Revised	2020/7/15
	Version	B

项 目 【Item】		条 件 【Test Condition】	规 格 【Requirement】	
5-3-4	重复插拔 Repeated Insertion/ Withdrawal	以每分钟不超过 10 次的速率,将公母插拔 30 次。 When mated up to 30 cycles repeatedly by the rate of 10 cycles per minute.	接触阻抗 Contact Resistance	20 milliohms Max.
5-3-5	耐振动性 Vibration	振幅: 1.5mm P-P 时间: 10~55~10 HZ in 1 minute 持续时间: 每轴向 2 小时 Amplitude: 1.5mm P-P Sweep time: 10~55~10 HZ in 1 minute Duration: 2 hours in each X.Y.Z axials. (Based upon EIA-364-28B/MIL-STD-202 Method 213B Cond.A)	外观 Appearance	无异状 No Damage
			接触阻抗 Contact Resistance	20 milliohms Max.
			瞬断 Discontinuity	1 micro-second Max.
5-3-6	耐冲击性 Shock	在 X.Y.Z 上 6 个方向上,以 490m/s ² (50g 的力量)冲击下各 3 回.490m/s ² {50G}, 3 strokes in each X.Y.Z. axes. (Based upon EIA-364-27B/MIL-STD-202 Method 213B Cond.A)	外观 Appearance	无异状 No Damage
			接触阻抗 Contact Resistance	20 milliohms Max.
			瞬断 Discontinuity	1 micro-second Max.
5-3-7	温度变化 Temperature Cycling	从-25℃持续 30 分钟升至+85℃持续 30 分钟,循环 5 次。 5 cycles of: a) -25℃ 30 minutes. b) +85℃ 30 minutes. (Based upon EIA-364-32B)	外观 Appearance	无异状 No Damage
			接触阻抗 Contact Resistance	20 milliohms Max.
5-3-8	盐水喷雾 Salt Spray	在温度 35±2℃,盐水浓度 5±1%下,盐水喷雾 48±4 小时。 48±4 hours exposure to a salt spray from the 5±1% solution at 35±2℃. (Based upon EIA-364-26B/MIL-STD-202 Method 101D Cond.B).	外观 Appearance	无异状 No Damage
			接触阻抗 Contact Resistance	20 milliohms Max.
5-3-9	焊锡附着性 Solder-ability	焊接时间: 3~5 秒。 焊接温度: 245±5℃。 Soldering Time: 3~5second. Solder Temperature: 245±5℃. (Based upon EIA-364-52)	Solder Wetting	浸渍面积需 95%以上 95% of immersed area must show no voids, pin holes.