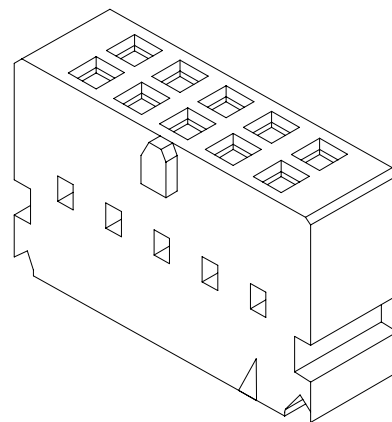
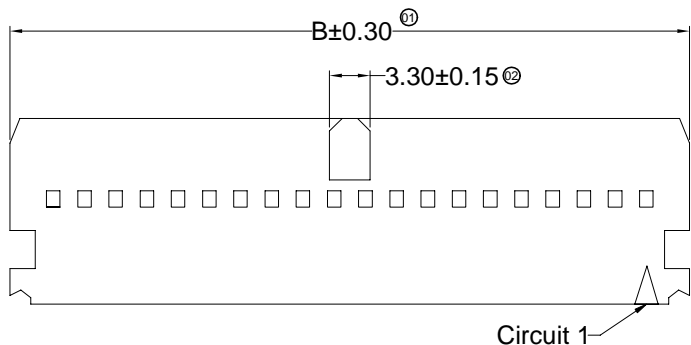


RoHS

This products can apply to the SWB Doc NO. QA-3-04-005 of Environmental&Material Management Rules



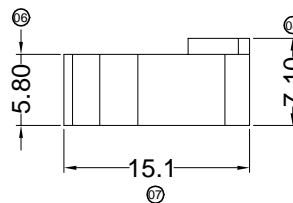
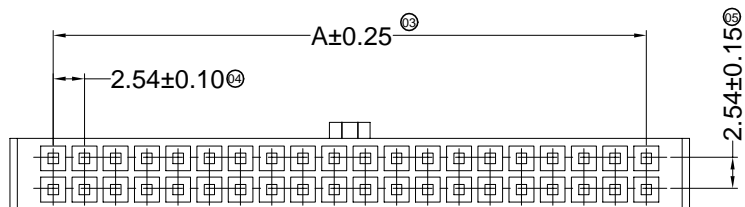
■ Specifications :

- Voltage rating: 250V AC / DC
- Current rating: 3A AC / DC
- Withstanding voltage: 1500V AC/minute
- Temperature range: -25°C~+85°C
- Insulation resistance:≥1000MΩ
- Contact resistance: ≤20mΩ
- After environmental testing: ≤30mΩ
- Suitable SWB Terminal:9555T
- Mates With SWB Wafer: 9555W

9555 H X-2*XX A1-PT XX

① ②③ ④ ⑤ ⑥ ⑦

- ① Series No.
- ② Category: H-HSG
- ③ Welding Board Angle: Blank-ordinary
- ④ Row No.-Pin No.: 2*XX-2*02P~2*32P
- ⑤ Special No. :A1-single convex and double gap
- ⑥ Material: PT-PBT 94V-0
- ⑦ Color: Blank-Black Color



Poles	Dimensions (mm)		Poles	Dimensions (mm)		Poles	Dimensions (mm)	
	A	B		A	B		A	B
2*02	2.54	9.58	2*13	30.48	37.52	2*24	58.42	65.46
2*03	5.08	12.12	2*14	33.02	40.06	2*25	60.96	68.00
2*04	7.62	14.66	2*15	35.56	42.60	2*26	63.50	70.54
2*05	10.16	17.20	2*16	38.10	45.14	2*27	66.04	73.08
2*06	12.70	19.74	2*17	40.64	47.68	2*28	68.58	75.62
2*07	15.24	22.28	2*18	43.18	50.22	2*29	71.12	78.16
2*08	17.78	24.82	2*19	45.72	52.76	2*30	73.66	80.70
2*09	20.32	27.36	2*20	48.26	55.30	2*31	76.20	83.24
2*10	22.86	29.90	2*21	50.80	57.84	2*32	78.74	85.78
2*11	25.40	32.44	2*22	53.34	60.38			
2*12	27.94	34.98	2*23	55.88	62.92			

2015/05/13	D		Modify the LOGO	sylvia	Jacky
2013/08/16	C	ECN2013082501	Modify drawing frame format	Luna	Jacky
2011/09/08	B		Modify drawing frame format	Luna	Jacky
DATE	REV	ECN NO.	DESCRIPTION	MODIFY	APPROVAL

GENERAL TOLERANCE	
.X	±0.30
.XX	±0.20
.XXX	±0.10
X.°	±2°
PROJECT	
⊕	⊖

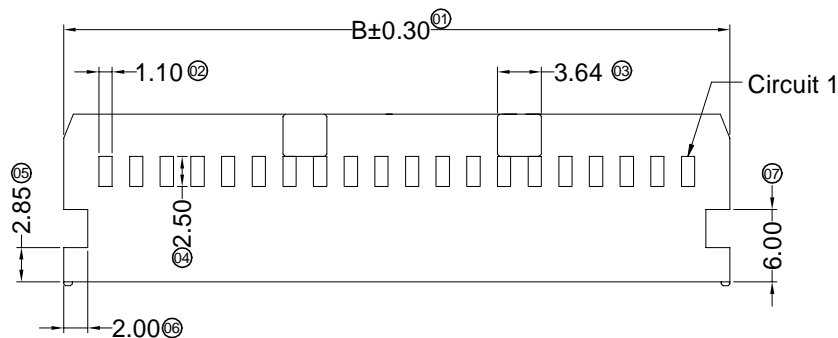
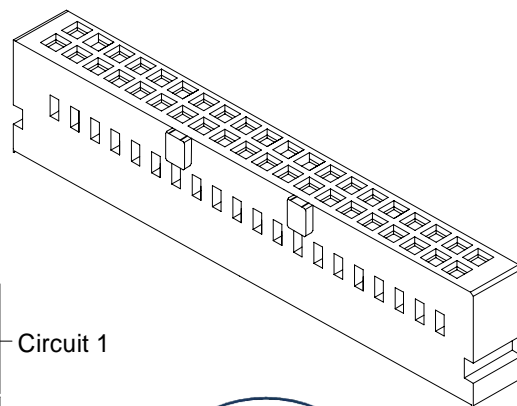


APPROVAL	CHECK	DRAWN	DATE
Jacky	Jacky	Liu Yan	2007/05/03

PART NO. 9555H-2*XXA1-PT				
TITLE 2.54 mm Crimp Style Connectors				
UNIT	SCALE	SHEET	REV	NUMBER
mm	1:1	1/1	D	A-053

RoHS

This products can apply to the SWB Doc NO. QA-3-04-005 of Environmental&Material Management Rules



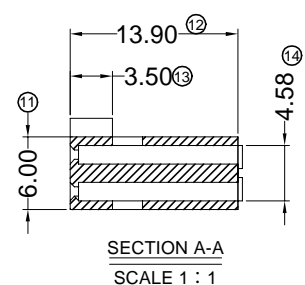
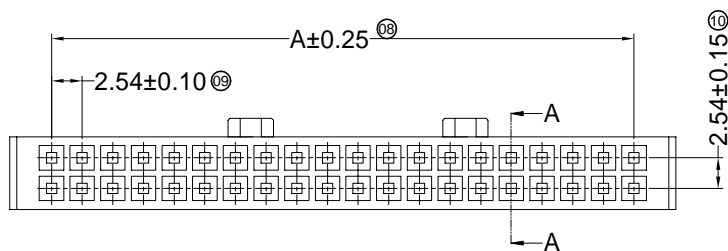
■ Specifications :

- Voltage rating: 250V AC / DC
- Current rating: 3A AC / DC
- Withstanding voltage: 1500V AC/minute
- Temperature range: -25°C~+85°C
- Insulation resistance: ≥1000MΩ
- Contact resistance: ≤20mΩ
- After environmental testing: ≤30mΩ
- Suitable SWB Terminal: 9555T
- Mates With SWB Wafer: 9555W

9555 H X-2*XX A2-PT XX

① ② ③ ④ ⑤ ⑥ ⑦

- ① Series No.
- ② Category: H-HSG
- ③ Welding Board Angle: Blank-ordinary
- ④ Row No.-Pin No.: 2*XX-2*02P~2*32P
- ⑤ Special No. : A2-Double convex
- ⑥ Material: PT-PBT 94V-0
- ⑦ Color: Blank-Natural Color

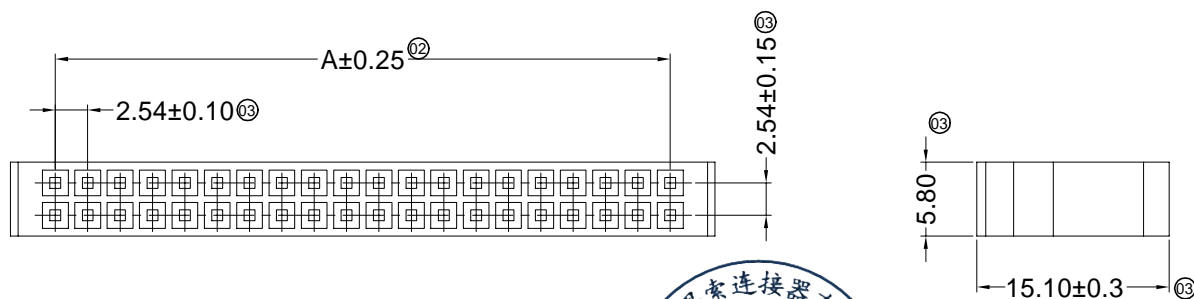
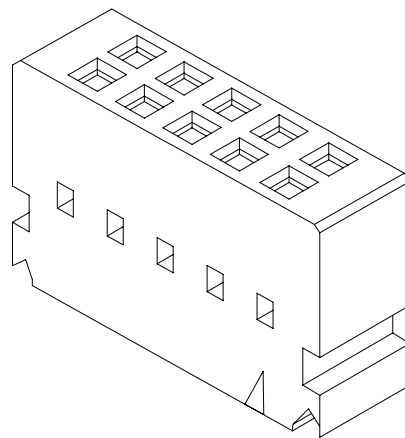
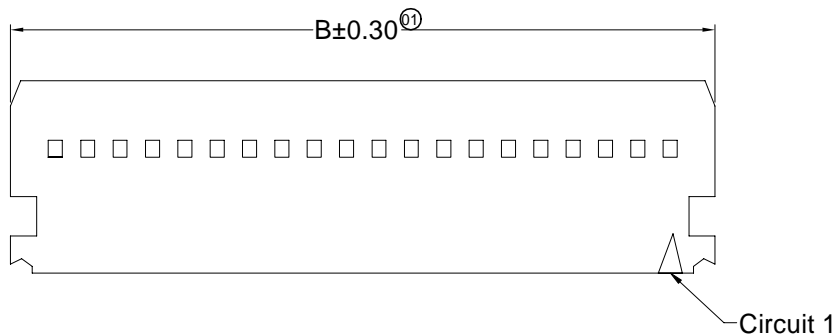


Poles	Dimensions (mm)		Poles	Dimensions (mm)		Poles	Dimensions (mm)	
	A	B		A	B		A	B
2*02	2.54	9.48	2*13	30.48	37.42	2*24	58.42	65.36
2*03	5.08	12.02	2*14	33.02	39.96	2*25	60.96	67.90
2*04	7.62	14.56	2*15	35.56	42.50	2*26	63.50	70.44
2*05	10.16	17.10	2*16	38.10	45.04	2*27	66.04	72.98
2*06	12.70	19.64	2*17	40.64	47.58	2*28	68.58	75.52
2*07	15.24	22.18	2*18	43.18	50.12	2*29	71.12	78.06
2*08	17.78	24.72	2*19	45.72	52.66	2*30	73.66	80.60
2*09	20.32	27.26	2*20	48.26	55.20	2*31	76.20	83.14
2*10	22.86	29.80	2*21	50.80	57.74	2*32	78.74	85.68
2*11	25.40	32.34	2*22	53.34	60.28			
2*12	27.94	34.88	2*23	55.88	62.82			

2020/07/31	E		Update Drawing Frame	Roy	Robing	GENERAL TOLERANCE	东莞市思索连接器有限公司 SWB CONNECTORS CO.,LTD APPROVAL: Smark CHECK: Guo DRAWN: Liu Yan DATE: 2007/05/03				PART NO. 9555H-2*XXA2-PT				
2013/08/16	D		Modify drawing frame format	jian.He		.X ±0.35					TITLE 2.54 mm Crimp Style Connectors				
2013/08/16	C	ECN2013082501	Modify drawing frame format	Luna		.XX ±0.25									
						.XXX ±0.15									
DATE	REV	ECN NO	DESCRIPTION	MODIFY	APPROVAL	X.° ±2°									
						PROJECT									

RoHS

This products can apply to the SWB Doc NO. QA-3-04-005 of Environmental&Material Management Rules



■ Specifications :

- Voltage rating: 250V AC / DC
- Current rating: 3A AC / DC
- Withstanding voltage: 1500V AC/minute
- Temperature range: -25°C~+85°C
- Insulation resistance:≥1000MΩ
- Contact resistance: ≤20mΩ
- After environmental testing: ≤30mΩ
- Suitable SWB Terminal:9555T
- Mates With SWB Wafer: 9555W

9555 H X-2*XX A3-PT XX

① ②③ ④ ⑤ ⑥ ⑦

- ① Series No.
- ② Category: H-HSG
- ③ Welding Board Angle: Blank-ordinary
- ④ Row No.-Pin No.: 2*XX-2*02P~2*32P
- ⑤ Special No. :A3-Without raised and double gap
- ⑥ Material: PT-PBT 94V-0
- ⑦ Color: Blank-Natural Color

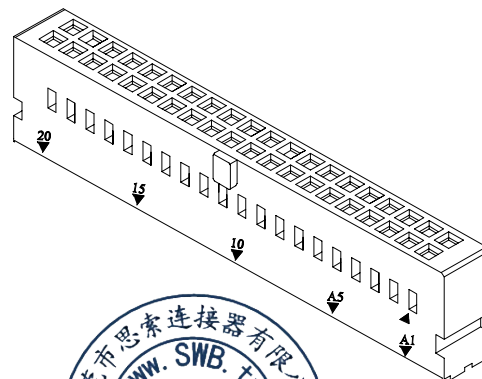
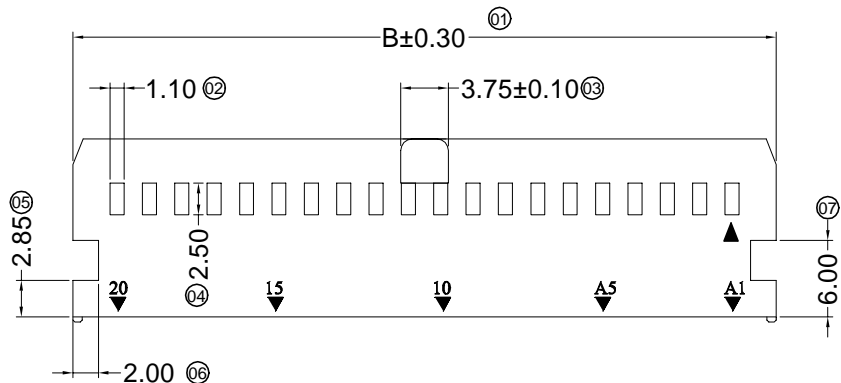
Poles	Dimensions (mm)		Poles	Dimensions (mm)		Poles	Dimensions (mm)	
	A	B		A	B		A	B
2*02	2.54	9.58	2*13	30.48	37.52	2*24	58.42	65.46
2*03	5.08	12.12	2*14	33.02	40.06	2*25	60.96	68.00
2*04	7.62	14.66	2*15	35.56	42.60	2*26	63.50	70.54
2*05	10.16	17.20	2*16	38.10	45.14	2*27	66.04	73.08
2*06	12.70	19.74	2*17	40.64	47.68	2*28	68.58	75.62
2*07	15.24	22.28	2*18	43.18	50.22	2*29	71.12	78.16
2*08	17.78	24.82	2*19	45.72	52.76	2*30	73.66	80.70
2*09	20.32	27.36	2*20	48.26	55.30	2*31	76.20	83.24
2*10	22.86	29.90	2*21	50.80	57.84	2*32	78.74	85.78
2*11	25.40	32.44	2*22	53.34	60.38			
2*12	27.94	34.98	2*23	55.88	62.92			

2020/07/31	E		Update Drawing Frame	Roy	Robing	GENERAL TOLERANCE .X ±0.35 .XX ±0.25 .XXX ±0.15 X.° ±2° PROJECT 	东莞市思索连接器有限公司 SWB CONNECTORS CO.,LTD				PART NO. 9555H-2*XXA3-PT				
2015/05/13	D		Modify drawing frame format	jian.He							APPROVAL				TITLE 2.54 mm Crimp Style Connectors
2013/08/16	C	ECN2013082501	Modify drawing frame format	Luna			Smark	Guo	Liu Yan	2007/05/03	UNIT	SCALE	SHEET	REV	NUMBER
DATE	REV	ECN NO	DESCRIPTION	MODIFY	APPROVAL						mm	1:1	1/1	E	A-053

RoHS

This products can apply to the SWB Doc NO. QA-3-04-005 of Environmental&Material Management Rules

F
E
D
C
B
A



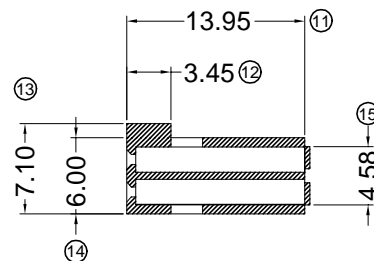
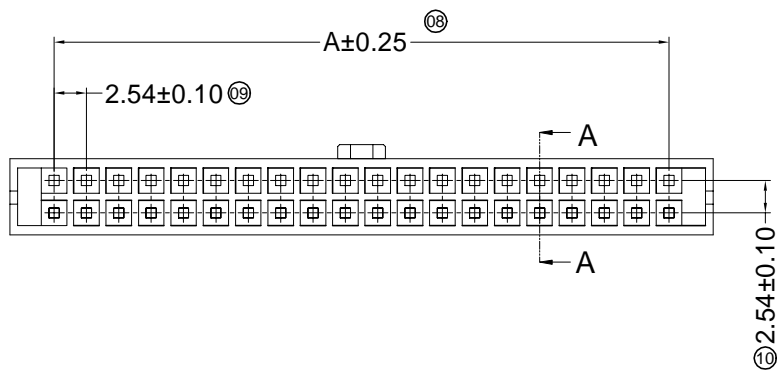
Specifications :

- Voltage rating: 250V AC / DC
- Current rating: 3A AC / DC
- Withstanding voltage: 1500V AC/minute
- Temperature range: -25°C~+85°C
- Insulation resistance: ≥1000MΩ
- Contact resistance: ≤20mΩ
- After environmental testing: ≤30mΩ
- Suitable SWB Terminal: 9555T
- Mates With SWB Wafer: 9555W

9555 H X-2*XX A-PT XX

① ②③ ④ ⑤⑥ ⑦

- ① Series No.
- ② Category: H-HSG
- ③ Welding Board Angle: Blank-ordinary
- ④ Row No.-Pin No.: 2*XX-2*02P~2*32P
- ⑤ Special No. : A-Single convex
- ⑥ Material: PT-PBT 94V-0
- ⑦ Color: Blank-Natural Color



SECTION A-A
SCALE 1 : 1

Poles	Dimensions (mm)		Poles	Dimensions (mm)		Poles	Dimensions (mm)	
	A	B		A	B		A	B
2*02	2.54	9.48	2*13	30.48	37.42	2*24	58.42	65.36
2*03	5.08	12.02	2*14	33.02	39.96	2*25	60.96	67.90
2*04	7.62	14.56	2*15	35.56	42.50	2*26	63.50	70.44
2*05	10.16	17.10	2*16	38.10	45.04	2*27	66.04	72.98
2*06	12.70	19.64	2*17	40.64	47.58	2*28	68.58	75.52
2*07	15.24	22.18	2*18	43.18	50.12	2*29	71.12	78.06
2*08	17.78	24.72	2*19	45.72	52.66	2*30	73.66	80.60
2*09	20.32	27.26	2*20	48.26	55.20	2*31	76.20	83.14
2*10	22.86	29.80	2*21	50.80	57.74	2*32	78.74	85.68
2*11	25.40	32.34	2*22	53.34	60.28			
2*12	27.94	34.88	2*23	55.88	62.82			

A

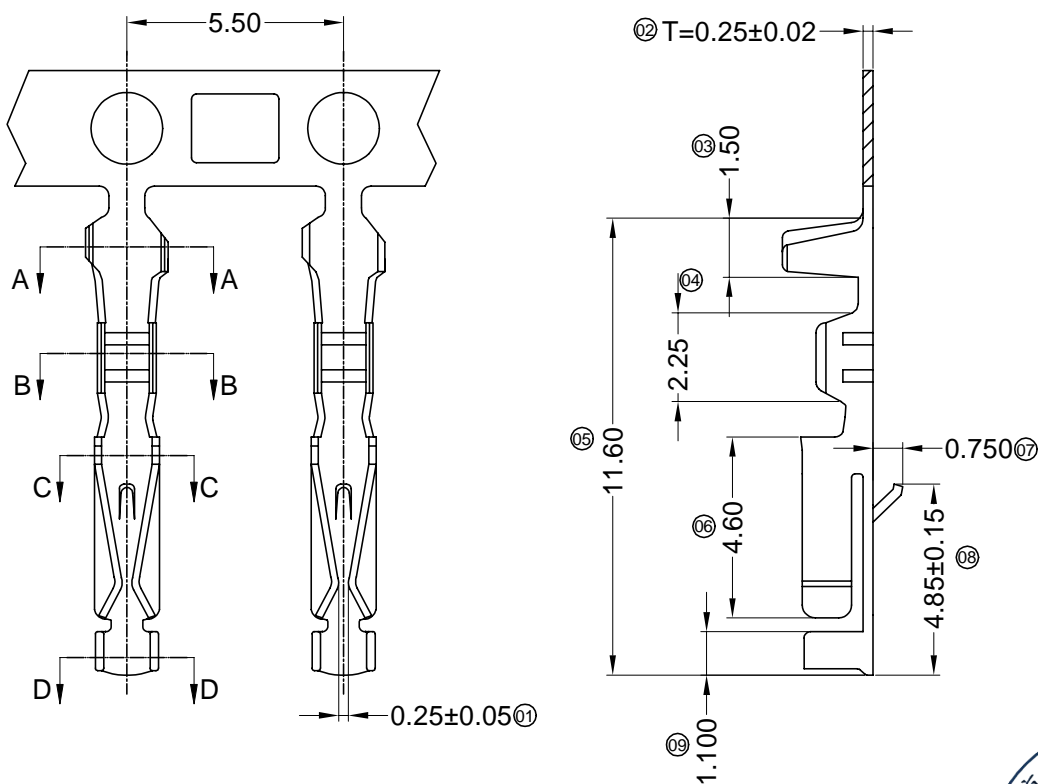
2020/07/31	E		Update Drawing Frame	Roy	Robing	GENERAL TOLERANCE	东莞市思索连接器有限公司 SWB CONNECTORS CO.,LTD APPROVAL: Smark, CHECK: Guo, DRAWN: Liu Yan, DATE: 2007/05/03	PART NO. 9555H-2*XXA-PT				
2015/05/13	D		Modify drawing frame format	jian.He	Jacky	.X ±0.35		TITLE 2.54 mm Crimp Style Connectors				
2013/08/16	C		Modify drawing frame format	Luna	Jacky	.XX ±0.25		UNIT	SCALE	SHEET	REV	NUMBER
DATE	REV	ECN NO	DESCRIPTION	MODIFY	APPROVAL	.XXX ±0.15		mm	1:1	1/1	E	A-053
						X.° ±2°						
						PROJECT						
						⊕						

F
E
D
C
B
A

1 2 3 4 5 6 7 8

RoHS

This products can apply to the SWB Doc NO. QA-3-04-005 of Environmental&Material Management Rules

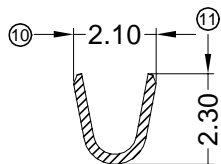


■ Specifications :

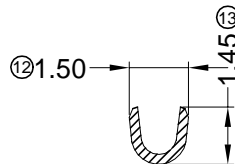
- Voltage rating: 250V AC / DC
- Current rating:3A AC / DC
- Withstanding voltage: 1500V AC/minute
- Temperature range: -25°C~+85°C
- Insulation resistance:≥1000MΩ
- Contact resistance: ≤20mΩ
- After environmental testing: ≤30mΩ

9555 T X-P XX X-X
① ② ③ ④ ⑤ ⑥ ⑦

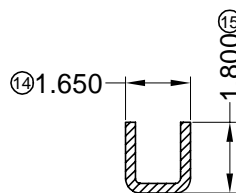
- ① Series Number
- ② Category: T-terminal
- ③ Shape: Blank-ordinary
- ④ Material: P-Phosphor bronze
- ⑤ Plating style: G01-Contact Gold Flash ; SN-Bright tin plating
- ⑥ Plating method: Blank-Stamping before plating
- ⑦ Mold No./Mark/Special No.



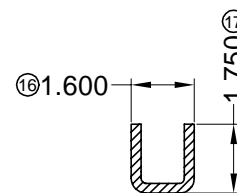
SECTION A-A
SCALE 1:1



SECTION B-B
SCALE 1:1



SECTION C-C
SCALE 1:1



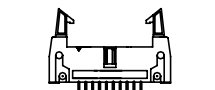
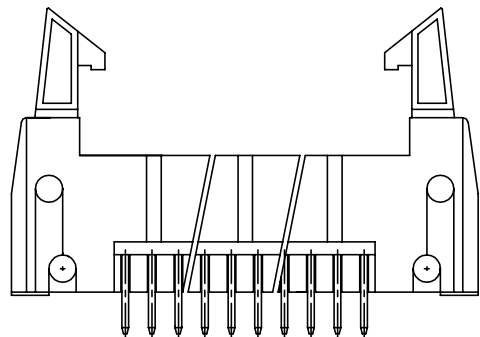
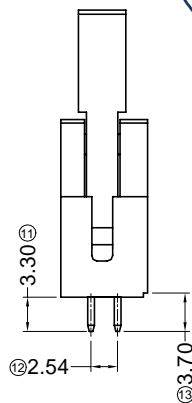
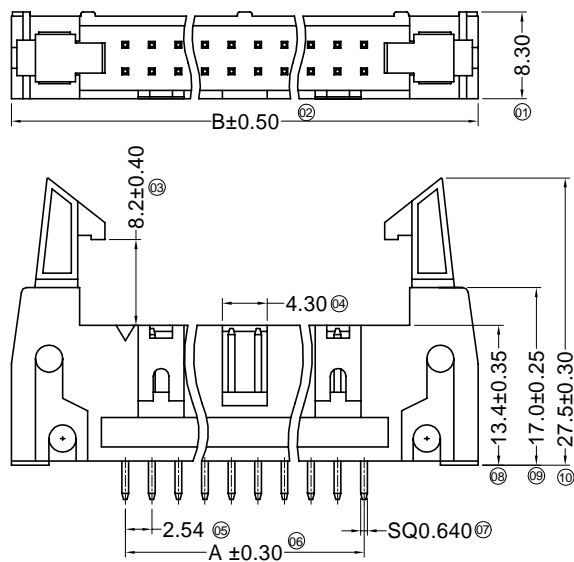
SECTION D-D
SCALE 1:1

9555T-PG01	Phosphor Bronze	AWG#22-28	Stamping Before Plating:30u" Ni>Contact Area Gold Flash	9555H-A
9555T-PSN			Stamping Before Plating:30u" Ni;70u"Sn	
PART NO	Material	Wire Range	Finish	Used In SWB Housing

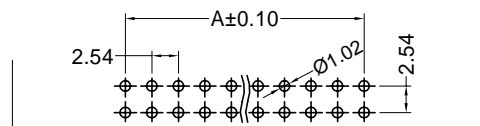
DATE	REV	ECN NO	DESCRIPTION	MODIFY	APPROVAL	GENERAL TOLERANCE	APPROVAL				PART NO.		
2020/08/08	C		Update Drawing Frame	Roy	Robing	.X ±0.35	东莞市思索连接器有限公司 SWB CONNECTORS CO.,LTD				9555T-PXX		
2015/05/14	B		Modify drawing frame format	jian.He	.XX ±0.25	TITLE 2.54mm Crimp Style Connectors							
					.XXX ±0.15	UNIT SCALE SHEET REV NUMBER mm 1:1 1/1 C A-053							
					X.° ±2°	PROJECT	Robing	Alan Qin	sylvia	2013/12/27			

RoHS

This products can apply to the SWB Doc NO. QA-3-04-005 of Environmental&Material Management Rules



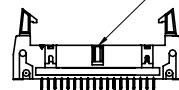
(20.24.26.30.34.40.50 Pin)



Recommended P.C.B Layout
General Tolerance±0.05



(60.64 Pin)



(64 Pin)

特殊64P 1Key

Specifications :

- Voltage rating: 250V AC / DC
- Current rating: 3A AC / DC
- Withstanding voltage: 500V AC/minute
- Temperature range: -40°C~+105°C
- Insulation resistance: ≥1000MΩ
- Contact resistance: ≤20mΩ
- After environmental testing: ≤30mΩ
- Material(Pin): Brass

9555 W V X-2*XX A-PT V01 XX

① ② ③ ④ ⑤ ⑥ ⑦ ⑧ ⑨

- ① Series No.
- ② Category: W-wafer
- ③ Welding Board Angle: V- Straight 180°
- ④ Welding Way: Blank-DIP
- ⑤ Row No.-Pin No.: 2*XX-2*03P~2*32P
- ⑥ Special No.: A-Ejector Header
- ⑦ Material: PT-PBT 94V-0
- ⑧ Planting Category: V01-All Gold Flash
- ⑨ Color: Blank-natural color

Poles	Dimensions (mm)		Poles	Dimensions (mm)	
	A	B		A	B
2*03P	5.08	26.82	2*12P	27.94	49.68
2*04P	7.62	29.36	2*13P	30.48	52.22
2*05P	10.16	31.90	2*15P	35.56	57.30
2*06P	12.70	34.44	2*17P	40.64	62.38
2*07P	15.24	36.98	2*20P	48.26	70.00
2*08P	17.78	39.52	2*25P	60.96	82.70
2*09P	20.32	42.06	2*30P	73.66	95.40
2*10P	22.86	44.60	2*32P	78.74	100.48

GENERAL TOLERANCE

.X	±0.35
.XX	±0.25
.XXX	±0.15
X.°	±2°

PROJECT



东莞市思索连接器有限公司
SWB CONNECTORS CO.,LTD

PART NO.
9555WV-2*XXA-PTV01

TITLE
2.54mm Box Header Style Connectors

UNIT	SCALE	SHEET	REV	NUMBER
mm	1:1	1/1	B	A-195

DATE	REV	ECN NO	DESCRIPTION	MODIFY	APPROVAL
2020/08/10	B		Update Drawing Frame	Roy	Robing

APPROVAL
Smark

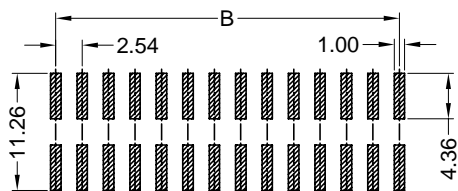
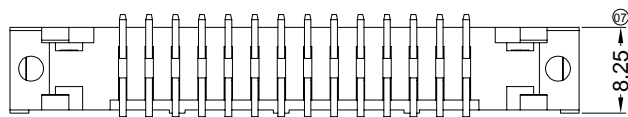
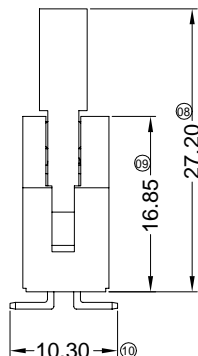
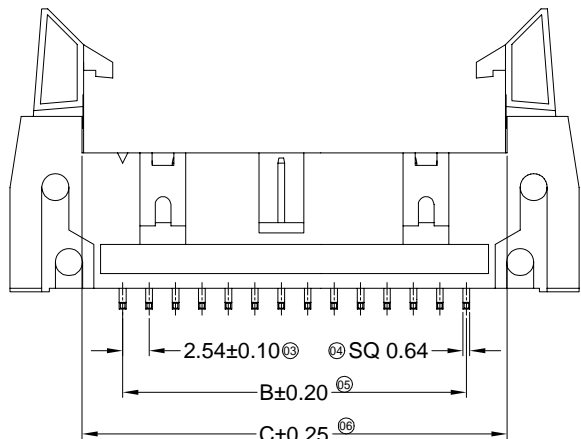
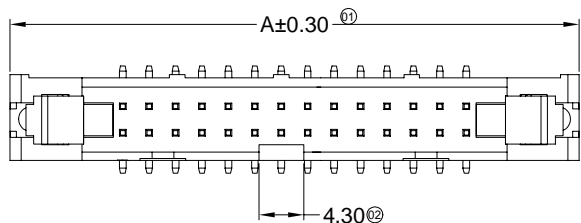
CHECK
Alan qin

DRAWN
Mandy

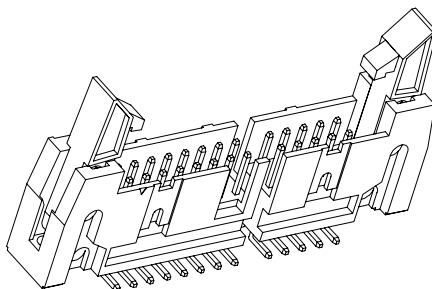
DATE
2018/07/25

RoHS

This products can apply to the SWB Doc NO. QA-3-04-005 of Environmental&Material Management Rules



Recommended P.C.B Layout
General Tolerance±0.05



■ Specifications :

- Voltage rating: 250V AC / DC
- Current rating: 3A AC / DC
- Withstanding voltage: 1500V AC/minute
- Temperature range: -25°C~+85°C
- Insulation resistance: ≥1000MΩ
- Contact resistance: ≤20mΩ
- After environmental testing: ≤30mΩ

9555 W V S-2*XX A-PT V01 XX

① ② ③ ④ ⑤ ⑥ ⑦ ⑧ ⑨

- ① Series No.
- ② Category: W-wafer
- ③ Welding Board Angle: V- Straight 180°
- ④ Welding Way: S-SMT
- ⑤ Row No.-Pin No.: 2*XX-2*02P~2*32P
- ⑥ Plug the Pin & Special No.: A-Ejector Header
- ⑦ Material: PT-PBT 94V-0
- ⑧ Planting Category: V01-All Gold Flash
- ⑨ Color: Blank-natural color

Poles	Dimensions (mm)			Poles	Dimensions (mm)		
	A	B	C		A	B	C
2*05	31.90	10.16	18.00	2*15	57.40	35.56	43.40
2*06	34.60	12.70	20.54	2*17	62.38	40.64	48.48
2*07	36.98	15.24	23.08	2*20	70.00	48.26	56.10
2*08	39.52	17.78	25.62	2*25	82.70	60.96	68.80
2*10	44.60	22.86	30.70	2*30	95.60	73.66	81.82
2*12	49.68	27.94	35.78	2*32	100.70	78.74	86.90
2*13	52.15	30.48	38.32				

9555WVS-2*XXA-PTV01	PBT UL 94V-0	Brass	Gold-Flash	9555H
PART NO	Material	Material(Pin)	Finish(Pin)	Mates With SWB Housing

2020/08/11	E		Update Drawing Frame	Roy	Robing
2015/05/14	D		Modify drawing frame format	jian.He	
2013/08/19	C	ECN2013082501	Modify drawing frame format	Luna	
DATE	REV	ECN NO	DESCRIPTION	MODIFY	APPROVAL

GENERAL TOLERANCE
.X ±0.35
.XX ±0.25
.XXX ±0.15
X.° ±2°
PROJECT
⊕
⊖



东莞市思索连接器有限公司
SWB CONNECTORS CO.,LTD

APPROVAL	CHECK	DRAWN	DATE
		Liu Yan	2007/05/03

PART NO. 9555WVS-2*XXA-PTV01				
TITLE 2.54 mm Crimp Style Connectors				
UNIT	SCALE	SHEET	REV	NUMBER
mm	1:1	1/1	E	A-012